



July 2021

# Product Disclosure Statement

## Inside this PDS

1. About Christian Super	3
2. How super works	3
3. Benefits of investing with Christian Super	4
4. Risks of super	5
5. How we invest your money	5
6. Fees and costs	6
7. How super is taxed	7
8. Insurance in your super	7
9. How to open an account	7

### Please read

This Product Disclosure Statement (PDS) provides a summary of key information for Christian Super. It contains references to important information which also forms part of this PDS. You should consider all the information contained in this PDS before making a decision about investing in Christian Super.

The information provided in this PDS is general information only and does not take into account your personal financial situation or needs. You should obtain financial advice that is tailored to your personal circumstances.

The information in this guide is correct as at the issue date and is subject to change. Information which is not materially adverse is subject to change and may be updated from time to time. You can find the updated information on the Christian Super website or request a hard copy of the changes by contacting the Member Care Team.

Notifications of significant changes to our product, the PDS or Annual Statements will be advised by email where provided, unless requested otherwise.

#### Issued by:

Christian Super Pty Ltd ABN 68 065 040 619  
AFSL No. 244117 RSE License No. L0000918

#### As trustee for:

Christian Super ABN 66 628 776 348  
SFN 1242 009 45 USI CHR0001AU  
RSE Registration No. R1004137  
MySuper Unique Identifier: 66 628 776 348 908

## About Christian Super

Christian Super provides superannuation (super), investment, insurance and pension services to individuals. The Fund offers eight investment options, including a licensed MySuper product (My Ethical Super). Our My Ethical Super dashboard is available on our website.

Once you are a Christian Super member, you can have your super paid into the Fund, even if you leave your current employer and start work for a new employer or if you are self employed. You can also roll over any other super you have into Christian Super, so you can save on duplicate fees and have all of your super in the one account, making it easier to manage.

The Fund is governed by a Trustee Board comprising four employer nominated directors, four member elected directors and one independent director. Governance details and disclosures required by super legislation, including remuneration details, can be found on our website.


The Fund operates only to benefit its members, providing high quality services and only charging fees to cover these costs. Christian Super does not pay any commissions to financial advisers.

Christian Super aims to invest in accordance with biblical principles, consistent with our Statement of Faith, to ensure that member funds are managed responsibly while growing for your future needs.


To this purpose we make investments that care for people and God's creation, who demonstrate sound ethical practices and meet performance standards in their social, environmental and financial stewardship.

Accordingly we avoid investments in companies and industries that engage in producing goods or services that have addictive or harmful effects on people (e.g. illicit drugs, gambling, tobacco, pornography); engage in activities that are excessively harmful to the environment; or practices that are predatory or exploitative or which abuse human freedom or dignity.

### If you have any questions or would like more information please contact Christian Super

 1300 360 907

 [www.christiansuper.com.au](http://www.christiansuper.com.au)

 Locked Bag 5073 Parramatta NSW 2124

 [members@christiansuper.com.au](mailto:members@christiansuper.com.au)

# How super works

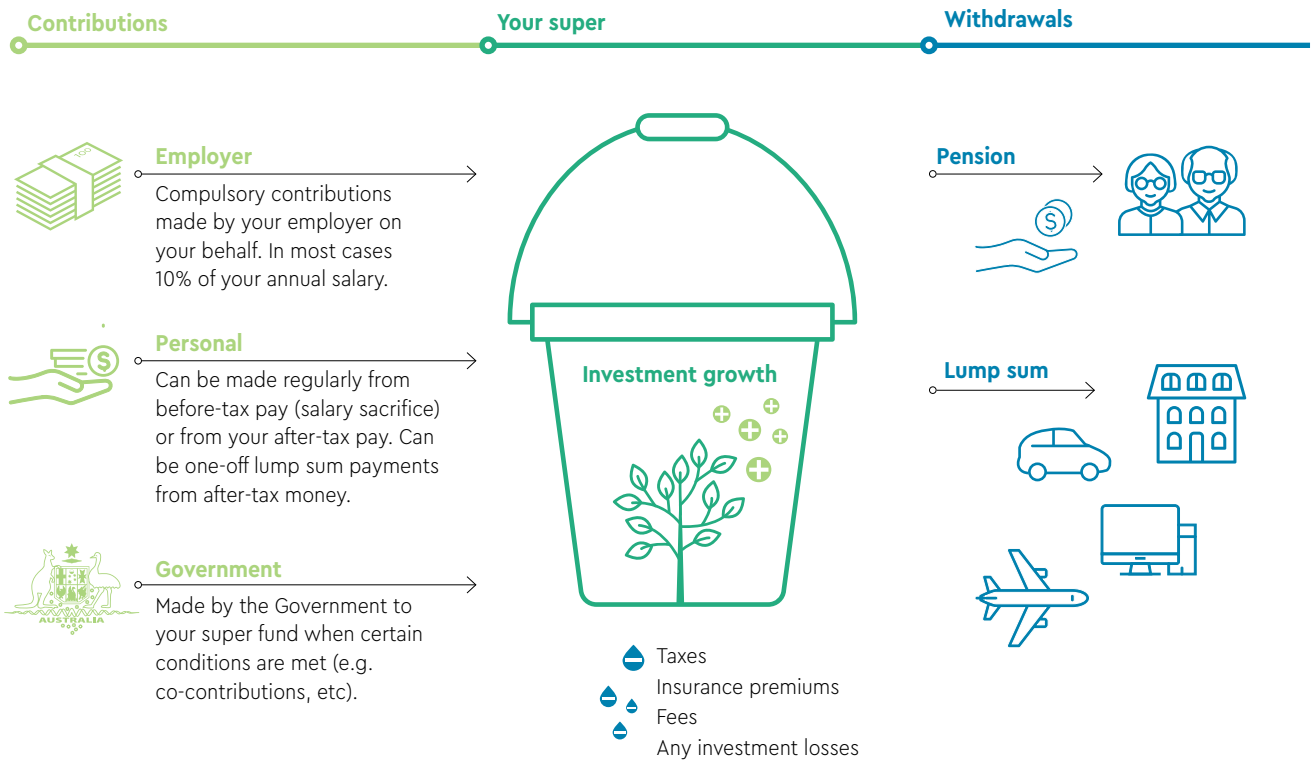
Superannuation is an important part of employment benefits. Super is, in part, a compulsory means to save for your retirement. The Government offers tax incentives to make super an attractive way to save for your retirement. Most people have a right to choose into which fund their employer should direct their Super Guarantee (SG) contributions.

The way your super account works is simple to understand. Christian Super offers an accumulation style benefit where contributions go into an account in your name, and where investment earnings (which can be positive or negative) are allocated to your super account, based on the investment performance of your investment options. Insurance premiums, fees and taxes are deducted from your account and then generally once you reach retirement you can choose how you would like to access your final balance.

There are annual limits on how much you can contribute to your super. While some exemptions exist, generally you cannot access your superannuation benefit until you reach a government stipulated retirement age.

**i** You should read the important information below about how super works before making a decision. For further information please see our website. The Australian Securities and Investments Commission (ASIC) MoneySmart website also contains further information on how super works.

The material relating to how superannuation works may change between the time when you read this statement and the day when you sign the application form.



# Benefits of investing with Christian Super



## Vision aligned

Our fund is completely staffed by Christian employees who passionately serve God and our members through the work of Christian Super.



## Biblically-aligned investment

Christian Super invests your retirement savings in ethical investments that are in line with Christian values, while delivering healthy returns.



## Impact investment

Around 10% of the funds that we manage are invested in projects that have a positive impact upon people and our planet, while producing a profit for our members' retirement. These are called Impact Investments and Christian Super is a global leader in this investment area.



## Insurance cover

Christian Super offers eligible members automatic Death, Total & Permanent Disablement and Income Protection insurance at competitive prices.



## Investment options

You can choose from a variety of our investment options, each with a different risk/return profile. You can also mix and match amongst these options to suit your needs.



## Smooth transition

Christian Super offers the convenient transition from work to retirement, all in one fund, through our Transition to Retirement product.



## In-house member care

Our members are too important for us to outsource their care. That's why our own Christian staff are on hand to provide professional service or assist with queries such as insurance claims and financial hardship. You can call our Member Care Team on 1300 360 907 from Monday to Friday, 9am to 6pm AEDT or email us at [members@christiansuper.com.au](mailto:members@christiansuper.com.au)



## Online access

You can view your up-to-date account information through the Christian Super website at any time. This allows you to perform many transactions online, including updating your personal details, changing your investment choice, making after-tax contributions using BPAY® or changing your nominated beneficiaries.



## Financial services

Members have access to free, quality financial education, including regular webinars, and advice through the Fund. We also offer other financial management products and services for a wide range of super and retirement related matters. In addition, there are a number of options for more comprehensive advice services.

# Our ethical investment approach



**We avoid** investing your money in companies that violate human rights.



**We avoid** supporting industries that use exploitation or predatory practices.



**We avoid** industries that produce addictive or harmful goods and services.



**We choose** to invest in companies that are environmentally responsible, socially beneficial and financially strong.



**We choose** to invest in companies that are ethical, honest, professional and accountable.

## Risks of super

All investments carry some risk. Different investment strategies may carry different levels of risk depending on the assets that make up the investment strategy. Investing in assets with potentially the highest long-term returns may also carry the highest level of short-term risk.

Super funds invest in a range of asset classes (e.g. cash, bonds, property and shares) that have different levels of risk. Funds also offer a variety of investment options, made up of different combinations of these asset classes.

Christian Super's default My Ethical Super product is a growth product invested in ethically responsible investments. As a growth product there is higher likelihood of strong long term returns while also having a greater degree of short term investment risk and volatility in returns compared to a balanced investment option due to the greater allocation to growth assets.

When considering your investment in Christian Super, it is important that you consider that:

- the performance of investment options will vary
- the level of returns for each investment option will vary and future returns may differ from past returns
- target investment returns are not guaranteed and you may lose some of the money you have invested
- superannuation laws may change in the future
- the amount of your future superannuation savings (including contributions and returns) may not be enough to provide adequately for your retirement needs; and
- the level of investment risk may vary depending on a range of factors such as age, investment time frames, where other parts of your wealth is invested and your risk tolerance.

**i** You should read the important information about investment choice in the Christian Super Investment Guide before making a decision. A summary of how we invest your money in other investment options is also available in this guide, which is available on our website<sup>1</sup>.

The material relating to Christian Super's investment options may change between the time when you read this statement and the day you acquire the product.

“  
**Christian Super has long been pioneering a leading approach to ethical investment in Australia...**  
 ”

Simon O'Connor CEO,  
 Responsible Investment  
 Association Australasia (RIAA)

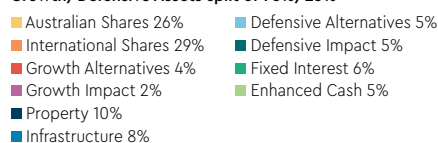
## How we invest your money

If you do not choose which investment option to invest your super, we will invest your super in our MySuper option, My Ethical Super, which is summarised in the table below.

### Description of My Ethical Super

#### Mix of Asset Classes

Growth/Defensive Assets split of 75%/25%



### Investment Return Objectives

Achieve a 3% average annual return above inflation (CPI) over 10 year periods. Expected frequency of negative returns is 5 in 20 years.

**Summary risk measure**



high risk

**Suitable time horizon**

at least **10** years

As well as My Ethical Super, Christian Super has seven other investment options which are all ethically screened to ensure that your money is invested in accordance with Christian values and for the benefit of the community and environment. Labour standards, environmental, social and ethical considerations are taken into account in the selection, retention and realisation of all of our investments. Our other investment options are:

- Ethical Index Shares
- Ethical High Growth
- Ethical Growth Plus
- Ethical Conservative Balanced
- Ethical Stable
- Ethical Cash
- Ethical Balanced Growth

You can read more about these other investment options, including their asset allocation and investment return objectives, in the Investment Guide.

You can request to transfer your money into other options at any time, or ask that future contributions be paid into a different option, through your online MemberAccess account. You can also email members@christiansuper.com.au or call 1300 360 907.

We may change the types of investments included in each investment option, add an option or remove one of our investment options at any stage. We will notify you within three months if we make any significant changes to your option, or no later than 30 days before the change, if the change will or may result in increased costs or fees to you.

**\*** Warning: Before selecting an investment option, you must consider the likely return of the investment option, the risks in the investment option and your own investment time frame. Our Member Care Team can provide you with general financial advice to help you with this, or for more tailored personal financial advice, you can use the free financial advice service that we offer access to.

1. [www.christiansuper.com.au/pds-guides-forms/](http://www.christiansuper.com.au/pds-guides-forms/)

# Fees and costs

**Did you know?** Small differences in both investment performance and fees and costs can have a substantial impact on your long term returns.

For example, total annual fees and costs of 2% of your account balance rather than 1% could reduce your final return by up to 20% over a 30 year period (e.g. reduce it from \$100,000 to \$80,000).

You should consider whether features such as superior investment performance or the provision of better member services justify higher fees and costs.

You or your employer, as applicable, may be able to negotiate to pay lower fees. Ask the Fund or your financial adviser.

To find out more if you would like to find out more, or see the impact of the fees based on your own circumstances, the ASIC website<sup>2</sup> has a superannuation calculator to help you check out different fee options.

## Main fees and costs for My Ethical Super

There are no fees charged for opening a Christian Super account. A summary of the ongoing fees and costs for My Ethical Super is set out below. This information can be used to compare costs between different superannuation products.

### My Ethical Super (Christian Super's default MySuper Product)

Type of fee or cost	Amount	How and when paid
Investment fee	0.27%	Deducted from gross investment returns, and do not appear as a transaction on your statement.
Administration fee	\$65 p.a. (\$1.25 per week) plus 0.30% p.a. of your account balance (capped at \$1,500 p.a.) <sup>†</sup>	Deducted from account balance each month.
Buy-sell spread	Nil	N/A
Switching fee	Nil	N/A
Advice fee	Free financial advice	Free over-the-phone general advice from our Member Care Team and via SmartAdvice in the MemberAccess section of our website.
	Full financial advice	Full financial advice as per Statement of Advice.
Other fees and costs	Refer to the Additional Explanation section of the Fees & Costs Factsheet.	
Indirect cost ratio <sup>‡</sup>	0.52%*	Deducted from gross investment returns, and do not appear as a transaction on your statement.

<sup>†</sup> This cap is valid for 2021/22 financial year but indexed each year.

\* This includes an estimate of performance fees, which may vary from year to year.

You should be aware that fees and costs can be paid either directly from your account, or indirectly, by being deducted from your investment returns. If fees are to increase significantly (other than inflation) you will receive at least 30 days' notice. Fees may vary at any time at our discretion, without member consent.

You may wish to use the calculator provided by ASIC on its MoneySmart website<sup>3</sup> for a better understanding on how superannuation can work for you.

### EXAMPLE: My Ethical Super

Investment fee	0.27%	For every \$50,000 you have in the MySuper product you will be charged \$135 each year.
<b>Plus</b> Administration fee	\$1.25 per week plus 0.30% p.a. of your account balance	<b>And</b> , \$65 in administration fees regardless of your balance plus \$150.
<b>Plus</b> Indirect costs for My Ethical Super	0.52%	<b>And</b> , further indirect costs of \$260 each year will be deducted from your investment.
<b>EQUALS</b> Cost of product		If your balance was \$50,000 then for that year you would be charged \$610.

## Performance fees

The Fund has agreed certain performance targets with some investment managers that exceed the stated objectives for the Fund's investment options. A performance based fee would apply if fund managers meet or exceed their targets. Such fees are deducted from gross investment returns and are included in the Indirect Cost Ratio.

## Fees paid to a financial advisor

You may arrange with your nominated adviser to have your fees deducted from your Christian Super account, where such fees relate to advice given in relation to your superannuation or retirement. The amount and timing of such deductions will be authorised by you. Free advice and details of full financial planning advice (fees may apply) are available through the Member Care Team.

## Definitions

<b>Administration Fees</b>	Fees and costs relating to the administration or operation of Christian Super.
<b>Investment fee</b>	Fees and costs relating to the investment of your assets, including performance fees.
<b>Advice fee</b>	Fee relating to the provision of financial advice to a member by Christian Super, or by another person under an arrangement with Christian Super.
<b>Switching fee</b>	Fee to recover costs of switching between investment options.
<b>Buy-sell spread</b>	Costs incurred relating to the sale and purchase of assets.
<b>Indirect cost ratio</b>	The ratio of the total indirect costs for the investment option, to the total average net assets of Christian Super attributed to the investment option.

These definitions can be found online<sup>4</sup> in 29V applied of the SIS Act 1993.


 You should read the important information about Christian Super's fees, including fees and costs for other investment options before making a decision. This information is available on our website<sup>5</sup>.

The material relating to Christian Super's fees may change between the time when you read this statement and the day when you acquire the product.

## How super is taxed

Christian Super will pay the tax applying to your account directly to the Australian Tax Office and deduct this tax from your account balance. Before-tax contributions into your super (including compulsory employer contributions) are generally taxed at 15%, this can be higher if you are considered a 'higher income earner' for contribution purposes. Contributions into your super made from your after-tax savings are not taxed. Withdrawals from your account may be taxed if you are aged less than 60. Once you turn 60, generally no tax will apply to withdrawals. Investment earnings are generally taxed at 15%.

The above tax rules apply except if you exceed the before or after-tax contribution limits. If you exceed the contribution limits for super you will pay extra tax. The contribution limits for each financial year can be found on the ATO website.

 **Warning:** You should provide your Tax File Number (TFN) as part of acquiring the superannuation product. If you don't tell us your TFN, you may pay extra tax on your contributions or when you later access your benefit, or not be able to make some types of contributions. It will also be more difficult to trace different super amounts in your name, which means that you may not locate and receive all your super benefits when you retire.

**“ ... delivering not only a great ethical super fund, but also retaining a sharp focus on delivering a prudent and sound investment approach for members. ”**

Simon O'Connor CEO,  
Responsible Investment  
Association Australasia (RIAA)

## Insurance in your super

You may apply for Death, Total and Permanent Disability (TPD), and Income Protection insurance when you join the Fund. Costs are associated with the cover you choose, and premiums are deducted directly from your super account. These are calculated based on your occupational group, age and level of cover.

Eligible new members will receive Death and TPD cover in accordance with the following table, based on your age and account balance.

Death and TPD	Under 25 years	25 years and over
Account Balance Under \$6,000	No cover	No cover
Account Balance Over \$6,000	No cover	3 units


Your level of Death and TPD cover will automatically change in accordance with the table once you reach 25 years of age and/or have an account balance over \$6,000.

Eligible new members will receive Income Protection cover in accordance with the following table, based on your age and account balance.


Income Protection	Under 25 years	25 years and over
Account Balance Under \$6,000	No cover	No cover
Account Balance Over \$6,000	No cover	At least 6 units

The number of units of Income Protection insurance that you receive is based on your Occupational Group, and may be up to 18 units. If no Occupational Group is advised, you will receive 6 units of cover. Premiums for automatic cover depend on your age, gender and Occupational Group.

You may apply for default cover even if you don't meet the age and account balance criteria, or apply for more cover online after reading the Insurance Guide. You may need to show evidence of your good health before the Insurer agrees to provide this extra cover.

 **Important:** Insurance premiums for the default cover will be deducted from your account. If you wish to decline or cancel your default insurance cover, please notify Christian Super.

You can cancel, decline or opt-in for automatic cover by notifying Christian Super via your online MemberAccess account, in writing, over the phone, or alter your insurance cover using the Insurance Application form. If you make an insurance claim, The Fund and the insurer will determine whether you are entitled to be paid based on the terms of the policy, the Fund's rules and the law.

 You should read the important information about eligibility for, cancellation of, and any conditions or exclusions of Christian Super's insurance cover before making a decision. These matters may affect your entitlement to insurance cover and should be read before deciding whether insurance is appropriate. The Insurance Guide is available on our website<sup>5</sup>.

The material relating to Christian Super's insurance cover may change between the time you read this statement and the day you acquire the product.

# How to open an account

If you wish to open an account with Christian Super, you can do this by taking the following steps:

1. Go to our website and join online in minutes.
2. You or your employer can then start to make regular and/ or one-off payments into your account.
3. Log in to MemberAccess to complete the set up of your account and to combine your other super funds should you wish to.

A 14-day cooling off period applies for all new members. You should read the important information about Christian Super's cooling off periods before making a decision. Further information on this can be found on our website.

## How to make a complaint


If you wish to make a complaint about the operations or management of the Fund or about a decision of the Trustee, contact the Complaints Manager at 1300 360 907, [complaints@christiansuper.com.au](mailto:complaints@christiansuper.com.au) or PO Box 3035 Rhodes NSW 2138 Australia.

The Trustee will contact you within one business day to acknowledge receipt of the complaint and request any additional information. The Trustee will seek to resolve the complaint within 5 business days of receipt of the complaint without formal response, and 45 calendar days with formal response. The Trustee will seek to resolve the complaint within 90 calendar days for death benefit distributions. If the matter is not resolved to your satisfaction by the Trustee, you may contact the Australian Financial Complaints Authority (AFCA). AFCA is a free, fair and independent body established to deal with complaints from consumers in the financial system. The material relating to Christian Super's cooling off periods and complaints may change between the time you read this Statement and the day you acquire the product. Full details of Christian Super's complaint process can be found in the Fund's Complaints Handling Policy which may be requested from the Complaints Manager through the contact details above.

## Privacy

The Trustee maintains a Privacy Policy to ensure that it handles private information about individuals responsibly. You can read more about this policy at [www.christiansuper.com.au/privacy-policy](http://www.christiansuper.com.au/privacy-policy)

**If you have any questions or would like more information please contact Christian Super**

 **1300 360 907**

Our Member Care Team are here to help. Call Monday to Friday 9am to 6pm AEDT.

 **[members@christiansuper.com.au](mailto:members@christiansuper.com.au)**

 **[christiansuper.com.au](http://christiansuper.com.au)**

Visit us online to get the latest news and information, download forms and factsheets, and much more.

 **MemberAccess**

Access your personal records at [christiansuper.com.au/members](http://christiansuper.com.au/members) (contact our Member Care Team if you need help to log in).

 **Mobile App**

Access your personal records anytime, anywhere with our free member mobile app.

